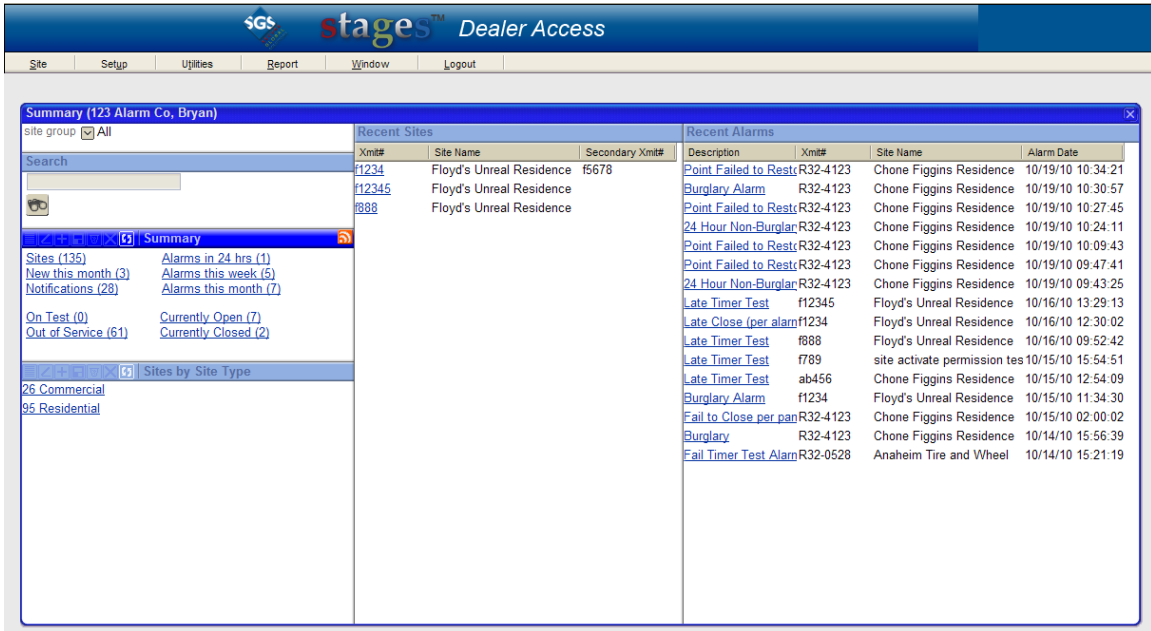


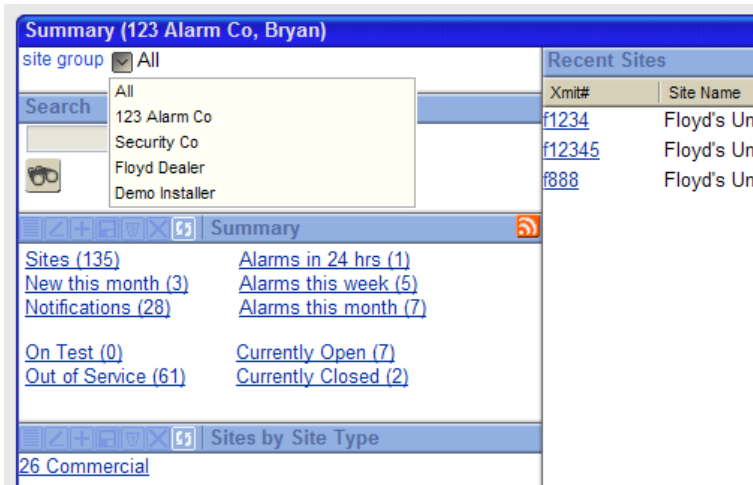
STAGES Release Notes
Version 2.2.12

External Application

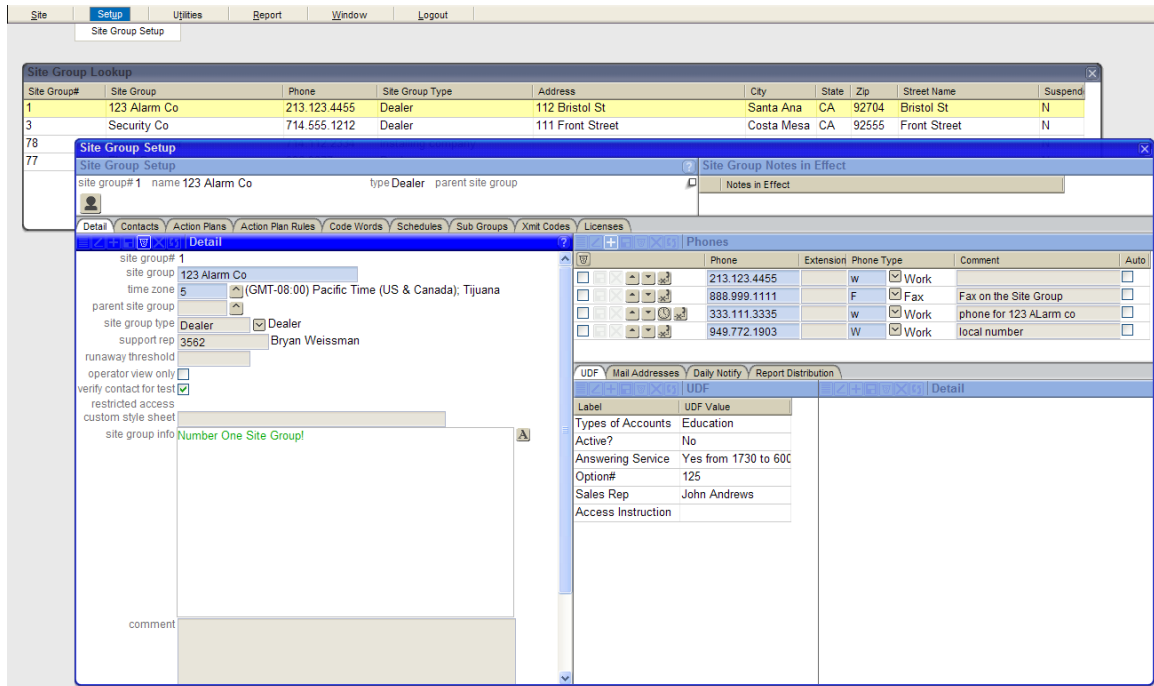
A menu has been added to External Application. The Summary window still opens automatically, can be closed, and can be reopened from the Site menu. The “Functions” pane has been removed from the Summary, and the functions are now opened from the menu.



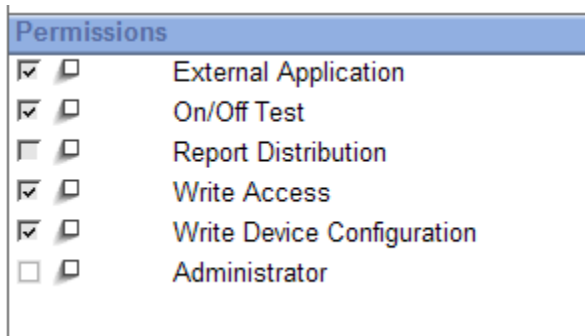
A drop down has been added to the Summary that will default to either 'All' when there are sub site groups and the Site Group when there are no sub site groups. The dropdown can be changed to a sub site group to see the summary for just that sub group.



Site Group Administration has been added to the External Application. Access is granted by the Administration Permission in Site Group Contact. The Site Groups and Sub Site Groups are available for administration.

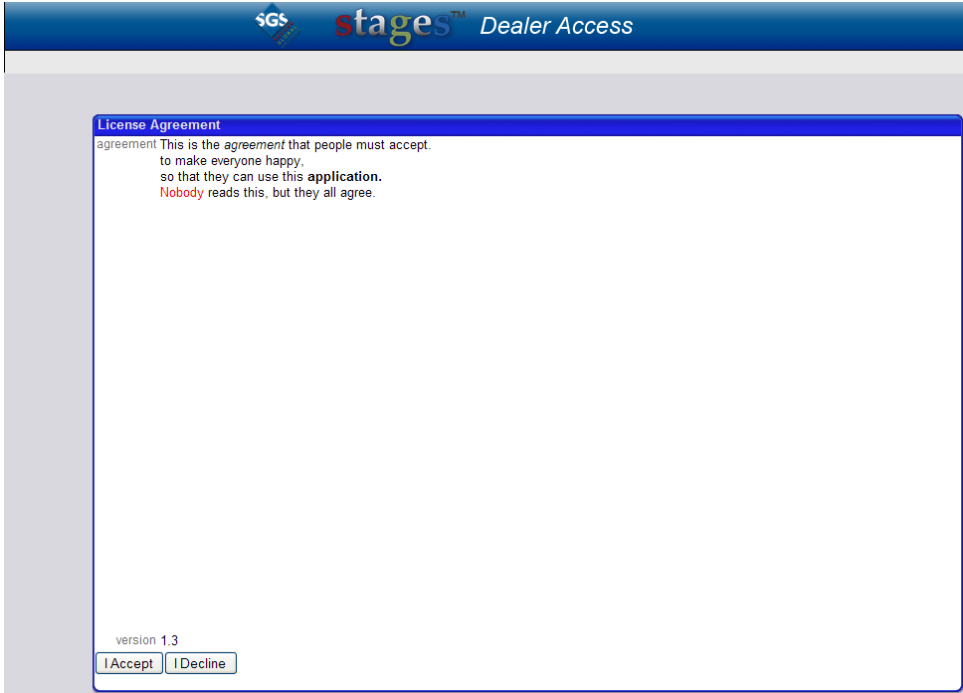


Administrators can not grant other users the Administrator Permission. Administrators can only grant permissions to other users that they are granted. For example, if an administrator is not allowed access to the Alarm Buffer, they will not be allowed to grant that permission for other users.

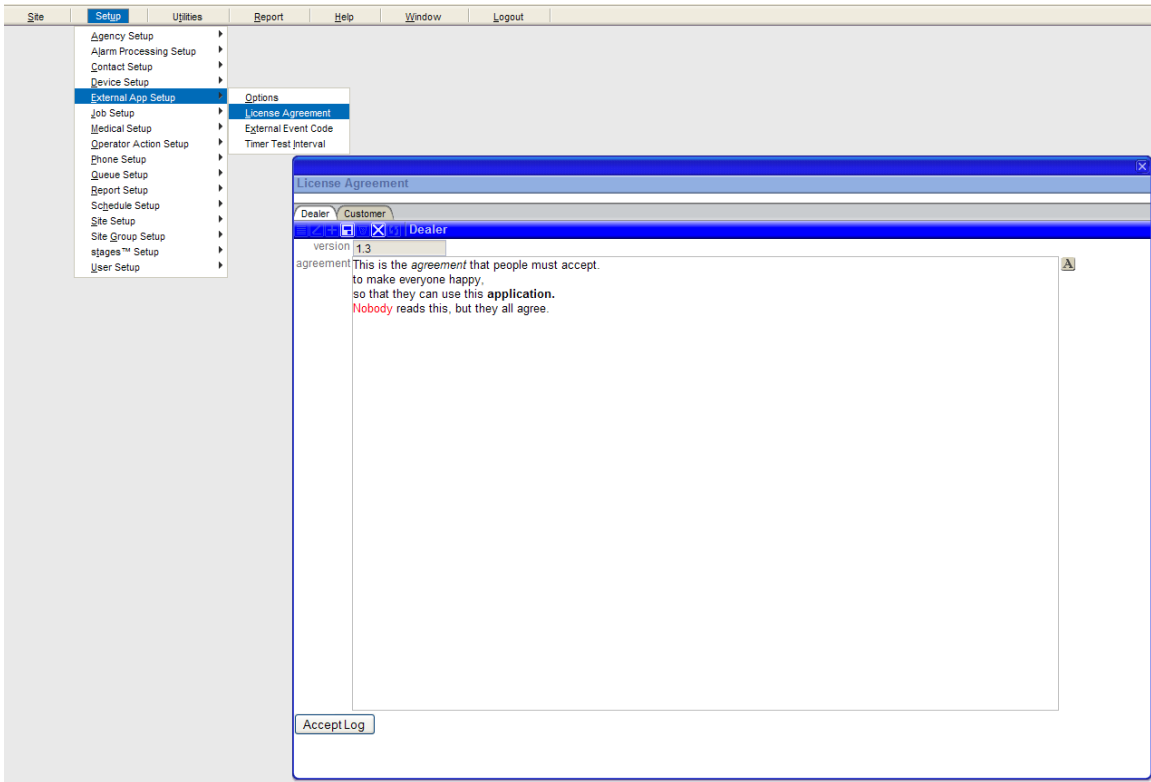


A Super User permission is available to grant access to the Administrator Permission. When a Super User grants the Administrator permission to another user, they are automatically assigned to the same permissions as the Super User except for the Super User permission.

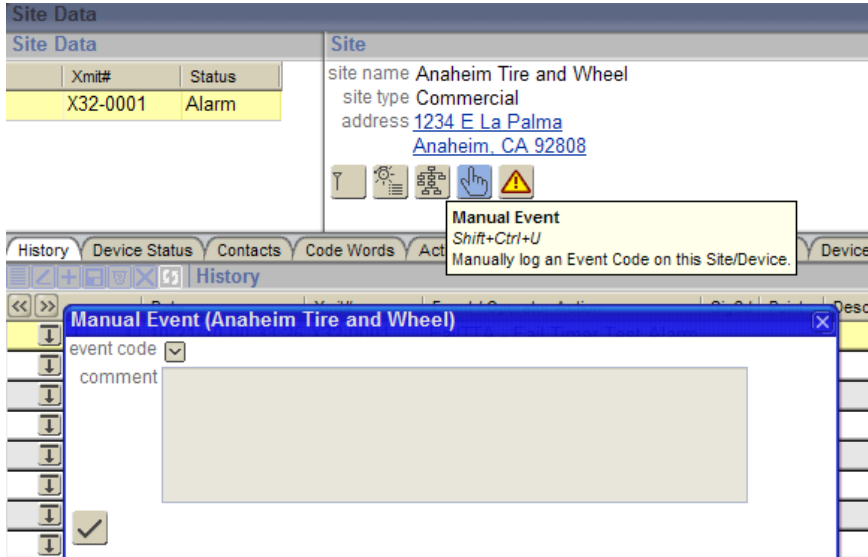
On a user's first log in to the External Application, an End User License Agreement must be accepted.



The License Agreement is configured in Setup | External App Setup | License Agreement. When a new Version number is entered, users will be prompted to accept the license on their next log in. The Accept Log opens a spreadsheet of users that have accepted the agreement.



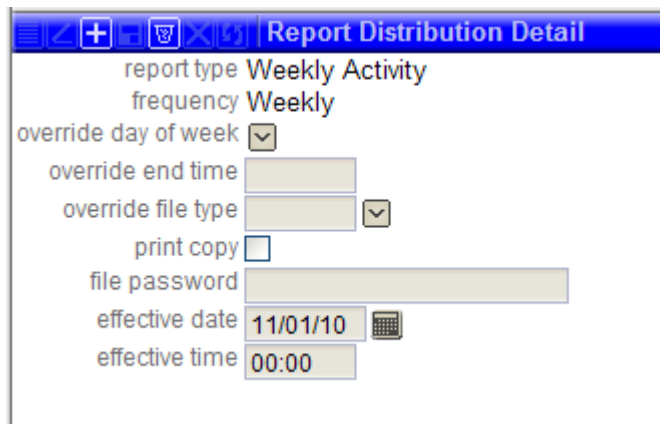
Manual Event has been added to the External Application, granted by the Manual Event permission to allow Site Groups to send messages to the central station. The event will log into history with the Site Group Contact name as the user with the site group type in parentheses.



Reports

Stages Option for Maximum # rows returned on reports (default is 20,000). This will affect Detailed Activity, Open/Close History, Short Site Device, and UL Alarm reports.

Effective Date/Time has been added to Report Distribution. Reports will not be generated for this distribution until the effective date.



Action Plans

The “SiteGroupContacts” Call Recipient activates additional fields for the Phone List.

The Site Group Type is assigned in Call Recipient

Site Group Contact Type can be ECV, Relation, Authority, Contact, ContactAll, and ContactList.

For Relation, Authority, Contact, and ContactList, addition information is entered in Site Group Contact Recipient.

parent action	TEST Variation 20
outcome prompt	Start
outcome choice#	
description	Call to Site Group Contacts
dispatch instruction	
action type	P Phone List
voice file name	
variation level	
required with parent	<input type="checkbox"/>
call recipient type	SiteGroupContacts Site Group Contacts
call recipient	Dealer
site group contact type	SiteGroupContactList Site Group Contact List
site group contact recipient	OnCall On Call
call routine	C Call Contacts
confirm no phone	<input type="checkbox"/>

Action Plans can be entered by Site Group.

These Action Plans will only be available on Sites within the Site Group, and not visible to other Site Groups in the External Applications.

The screenshot shows the 'Site Group Setup' window. On the left, configuration details for site group #1 are listed: name '123 Alarm Co', site group type 'Dealer', time zone '(GMT-08:00) Pacific Time (US & Canada); Tijuana', and parent site group. On the right, a 'Counts' table provides a summary of site types.

Site Type	Active	OOS	Total	New
Total	87	58	145	4
Unspecified	7	34	41	0
Commercial	30	0	30	3
Residential	50	24	74	1

Below the counts table, the 'Action Plans' tab is active, displaying a table with the following data:

Action Plan	Description	Notes
1389	Commercial Burg	CHECK FOR INTRUDERS IN THE VENTILATION SPACE
1392	Residential Fire	MAKE SURE AND RESCUE THE ANIMALS

Hyperlinks to Action Plan View (Device Configuration, Alarm History, Site Effective Action Plan) are not secured separately and are available to a user that can access the Configuration, Alarm History or Site Effective Action Plan window.

UDF

“Sub” Type has been added to UDF Usage. Site UDFs can be assigned to specific Site Types. Site Group UDFs can be assigned to specific Site Group Types.

The screenshot shows the 'UDF Usage' window. It features two dropdown menus: 'udf type' and 'site type'. The 'site type' dropdown is currently open, showing 'Commercial' and 'Residential' as options.

Quick Call

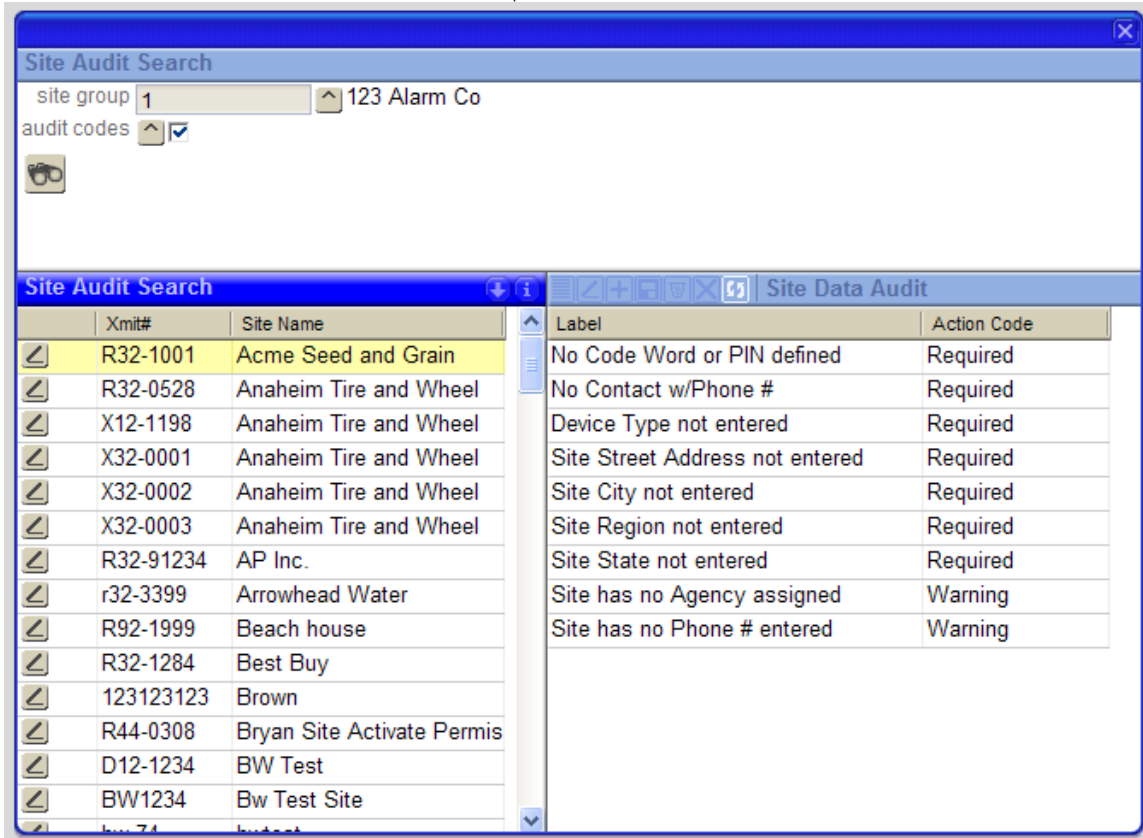
UDF tab has been added to the Quick Call. UDFs assigned to the ‘Dispatch’ option will be displayed.

Lockbox Code and Location have been added to the flyout.

The Quick Call button will not display in the Site searches for Site Group rows.

Site Audit

Search added for Site Audit in Utilities | Lists.



The screenshot shows a software window titled "Site Audit Search". At the top, there are search filters: "site group" set to "1" (with a dropdown arrow) and "123 Alarm Co" (with an up arrow), and "audit codes" with a dropdown arrow and a checked checkbox. Below the filters is a magnifying glass icon. The main area is split into two panes. The left pane, titled "Site Audit Search", contains a table with columns "Xmit#", "Site Name", and a search icon in the first column. The right pane, titled "Site Data Audit", contains a table with columns "Label" and "Action Code".

Xmit#	Site Name	Label	Action Code
R32-1001	Acme Seed and Grain	No Code Word or PIN defined	Required
R32-0528	Anaheim Tire and Wheel	No Contact w/Phone #	Required
X12-1198	Anaheim Tire and Wheel	Device Type not entered	Required
X32-0001	Anaheim Tire and Wheel	Site Street Address not entered	Required
X32-0002	Anaheim Tire and Wheel	Site City not entered	Required
X32-0003	Anaheim Tire and Wheel	Site Region not entered	Required
R32-91234	AP Inc.	Site State not entered	Required
r32-3399	Arrowhead Water	Site has no Agency assigned	Warning
R92-1999	Beach house	Site has no Phone # entered	Warning
R32-1284	Best Buy		
123123123	Brown		
R44-0308	Bryan Site Activate Permis		
D12-1234	BW Test		
BW1234	Bw Test Site		

Site Audit checks for at least one Contact with a Phone.

Task Line Search

Task Lines will only list 100 rows. A search has been added.

Line	Timeout Minutes	Extension	Dial String	Last Signal
010B		4512	dial this string	
10			abc10	
100			abc100	
101			abc101	
102			abc102	
103			abc103	
104			abc104	
105			abc105	
106			abc106	
107			abc107	
108			abc108	
109			abc109	
11			abc11	
110			abc110	
111			abc111	
112			abc112	
113			abc113	
114			abc114	
115			abc115	
116			abc116	

line search

SMS Prompt

SMS Prompts can be modified by User Region. User Region is assigned to the SMS User Access in Site Group Contacts.

User Region	Date Mask	Time Mask	Minute Mask	Language Code	Description
US	mm/dd/yy	hh:mm:ss	hh:mm	ENG	United States
Spanish	dd/mm/yy	hh:mm:ss	hh:mm	sp	Spanish

SMS Prompt	English	Label
Extend	#hrs	
InvalidTest	Account is not on test	
Clear	All points have been restored.	
GroupOnTest	All Related Sites On test for	
Untested2	All test points have been tripped.	
Clear	Clear	
Clear	Clear - Clear Account from Test	
ClearGroup	ClearGroup	
ClearGroup	ClearGroup - Clear All Related Sites from Test	
PINRequired	Enter your SMS PIN	
Extend	Extend	
Extend	Extend - Extend Test	
Help	Help	Ayuda
Help	Help	Ayuda
Help	Help Results	Ayuda
Help	Help Results	Ayuda
InvalidRequest	Invalid request	

User Role

“Suppress Address URL” has been added to User Role. This option will disable the hyperlink for the Site Address on Data Entry, Alarm Dispatch and Quick Call.

Two Way Voice

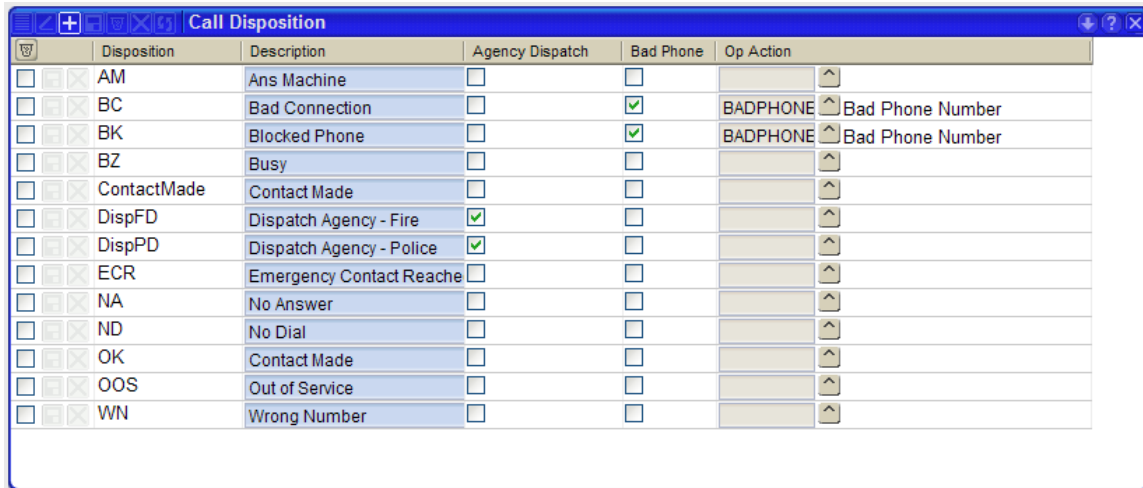
Transferring Calls will log the event code entered in stages™ Options.

Event Rule

Restoral Wait Period and Counts have been added to Event Rules and Site Group Event Rules.

Call Disposition

Operator Action has been added to the Call Disposition setup to log an additional operator action specific to the Call Disposition. (ie “BadPhone”)



Disposition	Description	Agency Dispatch	Bad Phone	Op Action
AM	Ans Machine	<input type="checkbox"/>	<input type="checkbox"/>	
BC	Bad Connection	<input type="checkbox"/>	<input checked="" type="checkbox"/>	BADPHONE ^ Bad Phone Number
BK	Blocked Phone	<input type="checkbox"/>	<input checked="" type="checkbox"/>	BADPHONE ^ Bad Phone Number
BZ	Busy	<input type="checkbox"/>	<input type="checkbox"/>	
ContactMade	Contact Made	<input type="checkbox"/>	<input type="checkbox"/>	
DispFD	Dispatch Agency - Fire	<input checked="" type="checkbox"/>	<input type="checkbox"/>	
DispPD	Dispatch Agency - Police	<input checked="" type="checkbox"/>	<input type="checkbox"/>	
ECR	Emergency Contact Reache	<input type="checkbox"/>	<input type="checkbox"/>	
NA	No Answer	<input type="checkbox"/>	<input type="checkbox"/>	
ND	No Dial	<input type="checkbox"/>	<input type="checkbox"/>	
OK	Contact Made	<input type="checkbox"/>	<input type="checkbox"/>	
OOS	Out of Service	<input type="checkbox"/>	<input type="checkbox"/>	
WN	Wrong Number	<input type="checkbox"/>	<input type="checkbox"/>	

PIN/Codeword Search

Sites in Alarm are bolded. A Duress Code word will still be Red and Bold regardless of Alarm status.

Separate Alarm

When a Separate Alarm has been delayed, and another alarm is received, the New Alarm will have focus when Auto-Fed to an operator.

Operator Actions

Operator Actions with a delay can not be placed on an account that is not in alarm.

Messaging

Messages will not be delivered to a user that has left the account. A prompt will be displayed to the sender that the user has left the account.

Blanket Alarm Clear

Priority Range or Priority Group is not required for the Blanket Alarm Clear. If no Priority information is entered, all priorities will be affected.

Alarm Buffer

The Alarm Buffer displays the Site Group # and the Site Group Name.

Browser Support

Chrome has been added to the list of Supported Browsers. Minimum Version 6.0

Permissions

The Following Permissions have been removed from the tree:

Application User, Application User Write, Deactivate User – These windows/functions have been replaced with Stages Users

Config Action Plan View – The hyperlink for viewing Action Plans is allowed by all users.

The Following Permissions have been added:

Application 1

Site Access | Alarm Dispatch | Device Expected Events, Write

Site Access | Alarm Dispatch | Dispatch Message

Setup | External Setup | License Agreement, Write

Utilities | Lists | Site Audit Search

Site Access | Data Entry | Site Effective Action Plan

Setup | Site Group Setup | Site Group | Site Group Action Plan Write

Application 2

Administrator

Manual Event

Super User