

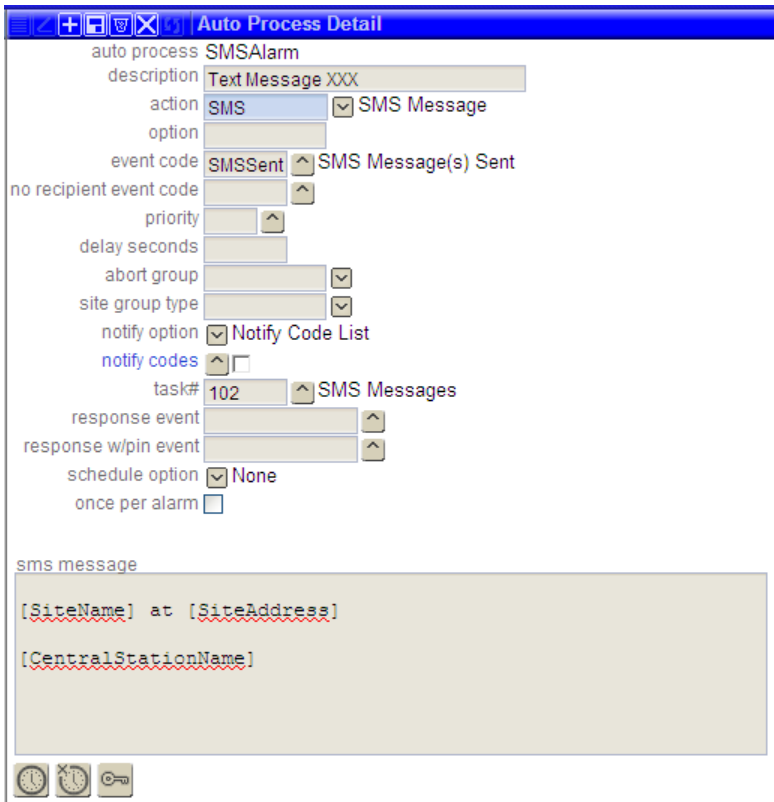
Stages 2.2.4 Release Notes
April 30, 2010

Notify Code

Notify Code has been added to Contacts and Auto Processes to define which contacts receive SMS/Email/IVR.

Contacts are assigned Notify Codes with a multi-select.

Auto Processes are given a Notify Option of 'All Site Contacts', 'Notify Code List', and 'No Site Contacts'. (Formerly Notify Site Contacts flag) The 'Notify Code List' option]



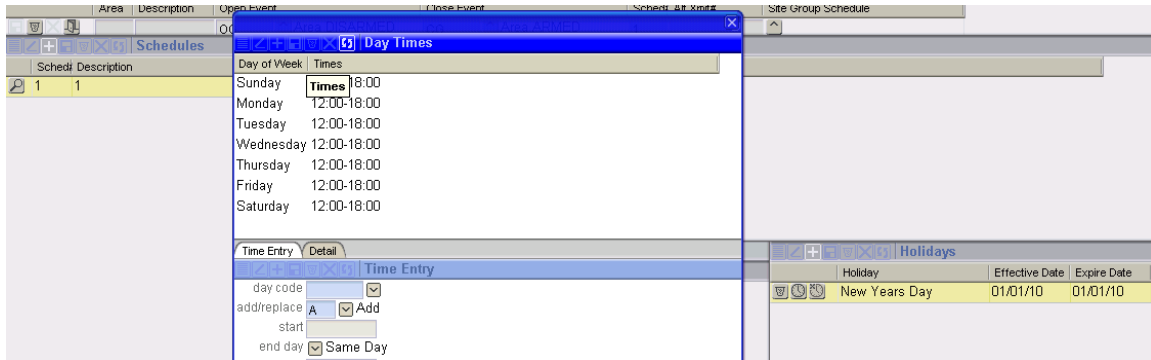
Site Auto Process by default assigns Contacts that have matching Notify Codes with the Auto Process to be selected for the Auto Process. All Contacts are listed and can be selected or deselected from receiving notifications on the Auto Processes.

Notify Codes are managed in Setup | Alarm Processing | Notify Codes.

Language App – The Notify Option pick list is built from Prompts on the NotifyOption window.
Permissions – New Permissions added for Notify Codes and Notify Codes Write.

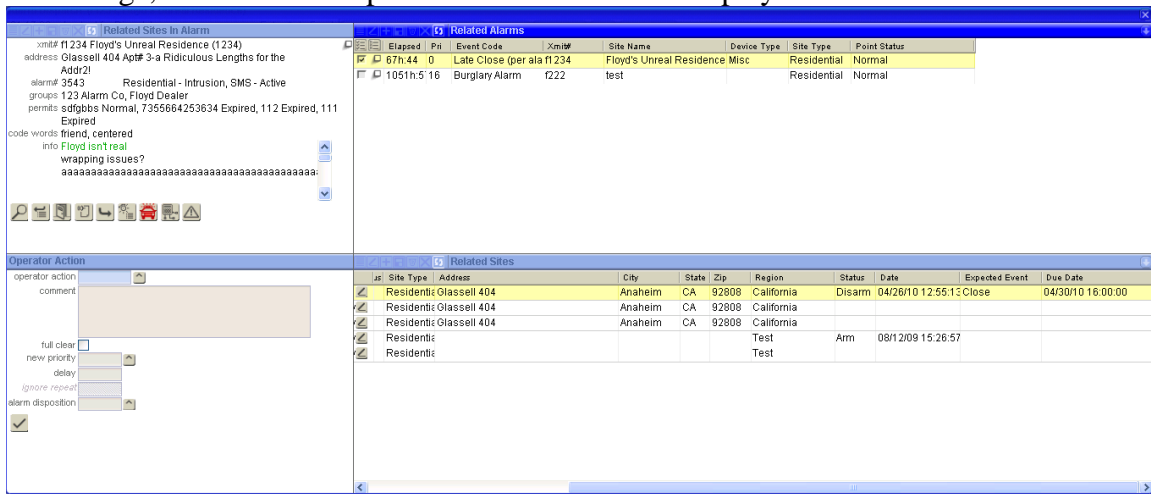
Holidays

Schedule Holidays can be assigned Day/Time information. If the Day/Time is not assigned, the Schedule will not be in effect on that day. If the Day/Time is assigned, the Schedule will follow that open/close on the Holiday.



Multi-Site

The Related Sites in Alarm window displays a list of all Related Sites, including open/close information. The current Arm/Disarm status is displayed with the time of the last change, and the Next expected event and time is displayed.



Delay

Fixed a problem with the delay processing so that a first signal does not get overridden by the second signals delay

No Abort Signal Rule

Sites with the No Abort Processing Signal Rule do not follow Delays.